

**Jiro Saida, Tourokuya** Hanno, Saitama

<https://tourokuya.net>

Natural dyes, pigments Hand-painted Yuzen  
Tsumugi obi, Gradational dyeing with a brush  
using a technique called "Tegaki-yuzen"  
Dyes/Pigments: Enju, walnut peel, indigo  
rice cake powder for glue.

**Mayumi Ujita** Yokosuka, Japan

**Tsumugi Kimono, Dyes: Sukumo vat**

warp:raw yarn of "Gunma 200" spring silk worm  
weft:hand spun silk yarn by Sekine shyoten

**Tsumugi Obi**

dyes:Sukumo vat, Shikon, akane, others

warp:raw yarn of  
"Gunma 200"  
spring silk worm  
weft:hand spun  
silk yarn by Sekine  
shyoten in Hand  
spun yarn  
with floss silk



**Kamisuki Laboratory** Karatsu, Japan


<http://shikoushitsu.jp>

**Hisako Sumi** Otaru <https://north-indigo.com>

Kozo paper and fibre : Kozo, Nagashikomi

Dimensions: 122cm×122cm、 2 pieces

Dyeing: Sukumo vat, couched woad-indigo vat



**Yoshinori & Yuriko Doke** Okinawa, Japan

<https://www.bingata-higashiya.com>

**Uchikui1:** Ramie, Tsutsu-biki,

Pigments,/Dyes: Common garcinia, slaked lime

Dimensions: 58cm×67cm

**Uchikui pattern garnishment**

Ramie, pigments, Dyes: Common garcinia,  
slaked lime

Dimensions: 58cm×1:40cm



Space1: Exhibition by video,

Ryukyu-  
Buyo &  
Bingata  
Kimono




**Kitta**

Okinawa, Japan

<https://kittaofficial.com>

Space1: Exhibition by video, "Hiraku"



## 2020 Natural Color Exhibition

Venue : SAPPORO MOERENUMA PARK

Glass Pyramid "HIDAMARI" space1,2

1-1, Moerenuma-koen, Higashi-ku, Sapporo

Date : 13:00-17:00 Sun Sep 20, 2020

10:00-17:00 Mon Sep 21

10:00-15:00 Tue Sep 22

Organiser : Earth Network

Co-organiser : Hokkaido Arts Foundation

NPO Earth Network

In the steps of Antoine Janot

Name Sponsorship : Hokkaido, Sapporo-shi

\*Contact : Earth Network

Mail : [otoiawase@contact.earthnetwork.or.jp](mailto:otoiawase@contact.earthnetwork.or.jp)

Tel/Fax : +81-134-25-1470

Web site : <https://earthnetwork.or.jp>



Jiro Saida

## Chikara Kumagai

Sapporo, Japan

<http://chikara-houseisitu.com>

### Design drawing,

indigo pigments

### Indigo tweed long coat

design and sawing



## Naoko Nakajima

Tenri, Sapporo, Japan

**Felt** raw wool, Sukumo vat



## Shoko Yade

Tokyo, Japan

Ramie, resist pattern  
dye with rice glue  
with brush dyeing  
Sephora pigments,  
indigo stick,  
over dyeing



## Gina Morino

Sapporo, Japan

**Silk stole dyed with 300 petals of saffron**


At the Natural  
Color Exhibition,  
15 silk stoles  
dyed with petals  
such as garden  
peony and roses  
are on display.



## Hiroko Onmura

Sapporo, Japan

Materials: Ramie clothes,  
Pigments: Enju, Akane, Indigo



## Works of 2018-2019 Northern Color

**Workshop:** Aigata, Bingata, Katazome, Sarasa



## Satomi Ikarashi

Kawasaki, Japan

<https://www.asagiya5.com>

**Cradle** Silk organdy cloth is used to create a delicate transparency. The white round lumps in the cloth are made by rolling cotton. A lump of cotton is sandwiched between cloths and sewn, and then embroidered with gold and silver embroidery threads.

**Blue landscape** I am a sashiko of traditional Japanese embroidery technique. In this work, I imagined "blue" by piercing a linen cloth and combining aluminum plates of different materials. The sashiko is embroidered with circles, triangles, and squares using a technique called Ichimoku sashimi with different tones of blue color.

**Be born** Linen cloth is lined up in a round shape many times. After sewing to make a hemisphere, it was fixed in a round mold and a thin layer of cotton was attached.

**Imagination** This work uses "Karamatsu squeezing" which is one of the tie-dyeing techniques. The flat cloth was transformed into various shapes by the technique and became three-dimensional, expressing the different beauty of the cloth.

